

> FORMULA

DESIGN / MATTHIAS DEMACKER



Disegnata con tratti precisi e rigorosi da Matthias Demacker, FORMULA ha una linea sobria e sempre coerente. La scocca è abbinabile ad una varietà di strutture impilabili o regolabili in acciaio che la rendono adatta a soddisfare le esigenze del maggior numero possibile di concetti d'arredo, dai grandi spazi del contract alla dimensione residenziale. L'intera collezione, composta da sedia, sgabello, poltrona lounge e divanetto, è una vera e propria "formula" d'arredo per gli architetti. Le scocche sono realizzate in poliuretano strutturale TECH®, ignifughe e resistenti a urti e graffi, oppure imbottite con rivestimenti in tessuto o pelle per un maggiore comfort.

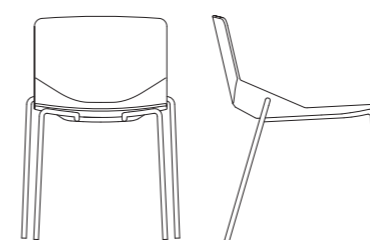
Designed with precise and rigorous traits by Matthias Demacker, FORMULA has a sober and always consistent line. The shell can be combined with a variety of steel structures, stackable or adjustable, which makes it suitable to meet the requirements of most of furniture's concepts, from wide spaces of contract areas to residential ones. The entire collection is composed of chair, stool, lounge chair and sofa, it is a real "formula" of furniture for architects. The shells are made of structural polyurethane TECH®, flame retardant and resistant to shocks and scratches, or upholstered with fabric or leather for major comfort.







FORMULA40 4G TECH | ART. 662



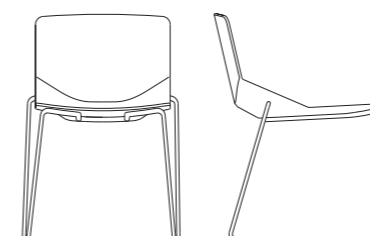
Dimensioni:
H 75 x L 54 x P 55 cm
H seduta 45 cm

Dimensions:
H 75 x L 54 x D 55 cm
H seat 45 cm

Peso netto: 5 Kg
Uso: interno
Impilabile (max 4 pz)
Con protezioni se
con cuscino fisso

Net weight: 5 Kg
Use: indoor
Stackable (max 4 pcs)
Protections needed
with cushion

FORMULA40 SLED TECH | ART. 652



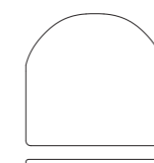
Dimensioni:
H 75 x L 54 x P 55 cm
H seduta 45 cm

Dimensions:
H 75 x L 54 x D 55 cm
H seat 45 cm

Peso netto: 6 Kg
Uso: interno
Impilabile (max 4 pz)
Con protezioni se
con cuscino fisso

Net weight: 6 Kg
Use: indoor
Stackable (max 4 pcs)
Protections needed
with cushion

FORMULA40 FIXED CUSHION | ART. 886



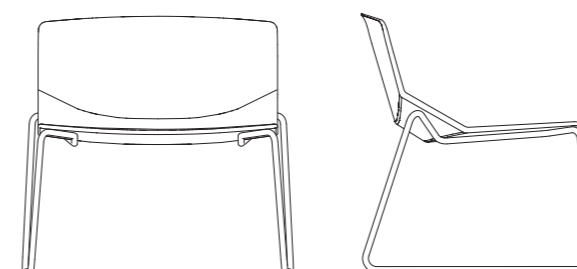
Dimensioni:
L 40 x P 38 cm
Spessore 1,5 cm

Dimensions:
L 40 x D 38 cm
Thickness 1,5 cm

Peso netto: 0,5 Kg

Net weight: 0,5 Kg

FORMULA60 LOUNGE SLED TECH | ART. 663




Dimensioni:
H 69 x L 71 x P 63 cm
H seduta 40 cm

Dimensions:
H 69 x L 71 x D 63 cm
H seat 40 cm

Peso netto: 8 Kg
Uso: interno
Impilabile (max 4 pz)

Net weight: 8 Kg
Use: indoor
Stackable (max 4 pcs)

FORMULA40 POLY-TECH BENCH | ART.690

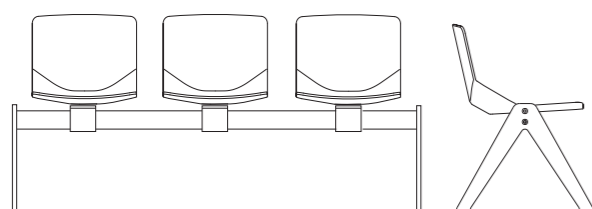


Dimensioni:
H 81 x L 114 x P 59 cm
H seduta 49 cm

Dimensions:
H 81 x L 114 x D 59 cm
H seat 49 cm

Peso netto: 14,5 Kg
Uso: interno

Net weight: 14,5 Kg
Use: indoor

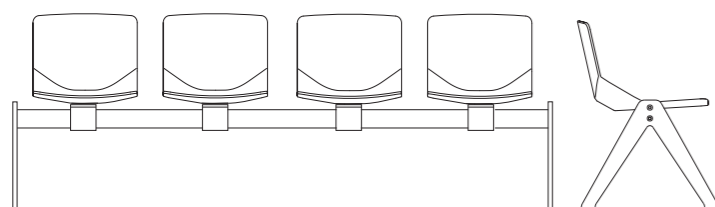


Dimensioni:
H 81 x L 168 x P 59 cm
H seduta 49 cm

Dimensions:
H 81 x L 168 x D 59 cm
H seat 49 cm

Peso netto: 16 Kg
Uso: interno

Net weight: 16 Kg
Use: indoor



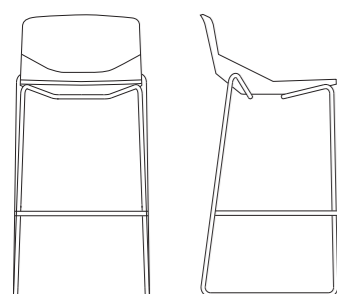
Dimensioni:
H 81 x L 224 x P 59 cm
H seduta 49 cm

Dimensions:
H 81 x L 224 x D 59 cm
H seat 49 cm

Peso netto: 18 Kg
Uso: interno

Net weight: 18 Kg
Use: indoor

FORMULA80 STOOL H75 TECH | ART.660



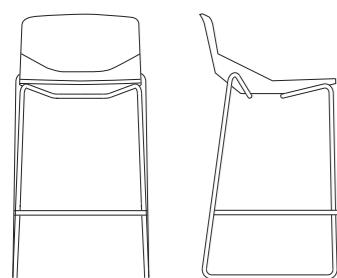
Dimensioni:
H 94 x L 45 x P 47 cm
H seduta 72 cm

Dimensions:
H 94 x L 45 x D 47 cm
H seat 72 cm

Peso netto: 10 Kg
Uso: interno
Impilabile (max 4 pz)

Net weight: 10 Kg
Use: indoor
Stackable (max 4 pcs)

FORMULA80 STOOL H65 TECH | ART.759



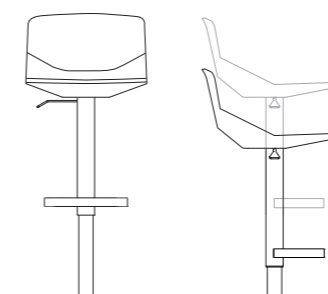
Dimensioni:
H 84 x L 45 x P 47 cm
H seduta 62 cm

Dimensions:
H 84 x L 45 x D 47 cm
H seat 62 cm

Peso netto: 9,5 Kg
Uso: interno
Impilabile (max 4 pz)

Net weight: 9,5 Kg
Use: indoor
Stackable (max 4 pcs)

FORMULA80 ADJUSTABLE POLY-TECH | ART. 655



Dimensioni:
H 77-103 x L 40 x P 43 cm
H seduta 55-81 cm

Dimensions:
H 77-103 x L 40 x D 43 cm
H seat 55-81 cm

Peso netto: 19,5 Kg
Uso: interno

Net weight: 19,5 Kg
Use: indoor

FUSTO / FRAME



CRO
CROMATO
CHROMED



M2*
NERO
BLACK

SCocca / SHELL



PT1
GRIGIO CHIARO
LIGHT GREY



PT2
NERO
BLACK



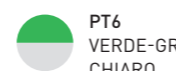
PT3
ROSSO
RED



PT4
ROSSO-GRIGIO
CHIARO
RED-LIGHT GREY



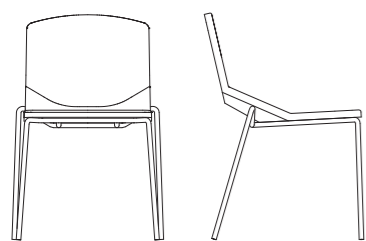
PT5
NERO-GRIGIO
CHIARO
BLACK-LIGHT GREY



PT6
VERDE-GRIGIO
CHIARO
GREEN-LIGHT GREY

* FINITURA GOFFRATA / EMBOSSED FINISH

FORMULA40 4G FABRIC | ART. 662



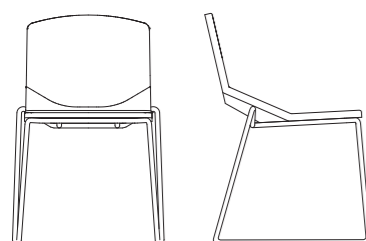
Dimensioni:
H 79 x L 52 x P 56 cm
H seduta 46 cm

Peso netto: 6 Kg
Uso: interno

Dimensions:
H 79 x L 52 x D 56 cm
H seat 46 cm

Net weight: 6 Kg
Use: indoor

FORMULA40 SLED FABRIC | ART. 652



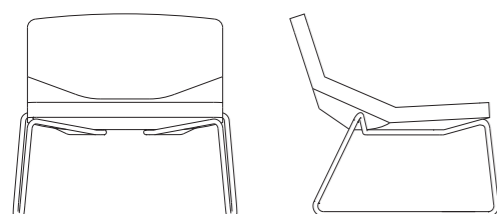
Dimensioni:
H 79 x L 49 x P 57 cm
H seduta 46 cm

Peso netto: 7 Kg
Uso: interno

Dimensions:
H 79 x L 49 x D 57 cm
H seat 46 cm

Net weight: 7 Kg
Use: indoor

FORMULA60 LOUNGE SLED FABRIC | ART.663




Dimensioni:
H 67 x L 74 x P 69 cm
H seduta 38 cm

Peso netto: 13 Kg
Uso: interno

Dimensions:
H 67 x L 74 x D 69 cm
H seat 38 cm

Net weight: 13 Kg
Use: indoor

FORMULA120 LOUNGE SLED FABRIC | ART.684



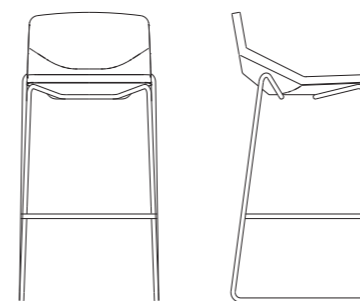
Dimensioni:
H 67 x L 130 x P 69 cm
H seduta 38 cm

Peso netto: 20 Kg
Uso: interno

Dimensions:
H 67 x L 130 x D 69 cm
H seat 38 cm

Net weight: 20 Kg
Use: indoor

FORMULA80 STOOL H75 FABRIC | ART. 660



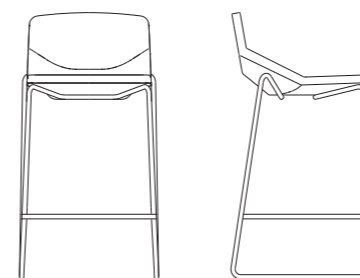
Dimensioni:
H 96 x L 45 x P 45 cm
H seduta 75 cm

Peso netto: 10 Kg
Uso: interno

Dimensions:
H 96 x L 45 x P 45 cm
H seat 75 cm

Peso netto: 10 Kg
Use: indoor

FORMULA80 STOOL H65 FABRIC | ART. 759



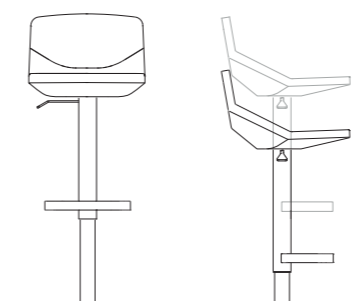
Dimensioni:
H 86 x L 45 x P 45 cm
H seduta 65 cm

Peso netto: 9,5 Kg
Uso: interno

Dimensions:
H 86 x L 45 x P 45 cm
H seat 65 cm

Peso netto: 9,5 Kg
Use: indoor

FORMULA80 ADJUSTABLE FABRIC | ART. 655



Dimensioni:
H 77-103 x L 40 x P 43 cm
H seduta 56,5-82,5 cm

Peso netto: 19,5 Kg
Uso: interno

Dimensions:
H 77-103 x L 40 x P 43 cm
H seat 56,5-82,5 cm

Net weight: 19,5 Kg
Use: indoor

FUSTO / FRAME



CRO
CROMATO
CHROMED



M2*
NERO
BLACK

TESSUTI / FABRICS - PELLI / LEATHERS

> FINITURE / FINISHES: P.172

* FINITURA GOFFRATA / EMBOSSED FINISH